

## Carrier-envelope phase control of a 10 Hz, 25 TW laser for high-flux extreme ultraviolet quasi-continuum generation

E. Cunningham, Y. Wu, and Zenghu Chang

Citation: [Applied Physics Letters](#) **107**, 201108 (2015); doi: 10.1063/1.4936156

View online: <http://dx.doi.org/10.1063/1.4936156>

View Table of Contents: <http://scitation.aip.org/content/aip/journal/apl/107/20?ver=pdfcov>

Published by the [AIP Publishing](#)

---

### Articles you may be interested in

[Generation of high-energy tunable multicolored femtosecond sidebands directly after a Ti:sapphire femtosecond laser](#)

*Appl. Phys. Lett.* **105**, 201901 (2014); 10.1063/1.4902122

[A high-flux high-order harmonic source](#)

*Rev. Sci. Instrum.* **84**, 073103 (2013); 10.1063/1.4812266

[Generation of high-flux attosecond extreme ultraviolet continuum with a 10 TW laser](#)

*Appl. Phys. Lett.* **102**, 201104 (2013); 10.1063/1.4807395

[Sub-10 fs, multimillijoule laser system](#)

*Rev. Sci. Instrum.* **76**, 093114 (2005); 10.1063/1.2052587

[Tunable 30 - femtosecond pulses across the deep ultraviolet](#)

*Appl. Phys. Lett.* **87**, 021107 (2005); 10.1063/1.1992655

---

The advertisement for MMR Technologies features a blue and white background with a grid pattern. On the left is the MMR Technologies logo, which consists of a stylized 'M' and 'R' in a blue and red arc above the text 'MMR TECHNOLOGIES'. To the right of the logo is the text 'THE WORLD'S RESOURCE FOR VARIABLE TEMPERATURE SOLID STATE CHARACTERIZATION' in bold, black, uppercase letters. Below this text are five images of different scientific instruments: a small white box, a blue box labeled 'SB1000', a circular white device, a blue box labeled 'K2000', and a large metal magnet assembly. At the bottom of the advertisement, the website 'WWW.MMR-TECH.COM' is listed on the left, and four categories of products are listed: 'OPTICAL STUDIES SYSTEMS', 'SEEBECK STUDIES SYSTEMS', 'MICROPROBE STATIONS', and 'HALL EFFECT STUDY SYSTEMS AND MAGNETS'.

# Carrier-envelope phase control of a 10 Hz, 25 TW laser for high-flux extreme ultraviolet quasi-continuum generation

E. Cunningham, Y. Wu, and Zenghu Chang<sup>a)</sup>

*Institute for the Frontier of Attosecond Science and Technology, CREOL and Department of Physics, University of Central Florida, Orlando, Florida 32816, USA*

(Received 4 May 2015; accepted 7 November 2015; published online 17 November 2015)

A scheme for stabilizing the carrier-envelope phase (CEP) of low-repetition rate lasers was demonstrated using a 350 mJ, 14 fs Ti:Sapphire laser operating at 10 Hz. The influence of the CEP on the generation of a quasi-continuum in the extreme ultraviolet was observed. © 2015 AIP Publishing LLC.

[<http://dx.doi.org/10.1063/1.4936156>]

In the field of high-intensity ultrafast laser science, there are certain processes like attosecond extreme ultraviolet (XUV) pulse generation that do not rely directly on the intensity of the femtosecond laser pulse, but rather on the instantaneous amplitude of the underlying electric field oscillations.<sup>1</sup> Because of the physical relevance of the sub-cycle character of the laser in such cases, it becomes useful to consider the phase difference between the peak of the pulse's envelope and the closest crest of the pulse's carrier field, which is defined as the carrier-envelope phase (CEP).

In a typical ultrafast oscillator and chirped-pulse amplifier (CPA), nothing naturally constrains the output pulses to have consistent CEP values from shot to shot. In fact, pump energy fluctuations, thermal variations, pointing instabilities, and mechanical vibrations—especially in the CPA stretcher and compressor—can all cause the CEP to change in time. Fortunately, researchers over the past decade have devised numerous ways of stabilizing these CEP fluctuations in both the oscillator and the CPA.<sup>2–7</sup> Such stabilization techniques rely on measuring the latest CEP value of a pulse or group of nearby pulses and then providing corrective action to reduce the CEP error compared to the previous measurement.

In the case of a CPA, CEP correction can be applied only as often as a new pulse arrives with the latest CEP error information. For a laser with a low repetition rate (e.g., 10 Hz), however, too many disruptions to the CEP are “invisible” to detection because they occur during the relatively long period between consecutive laser pulses. This results in a poor correlation between the CEP of a new pulse and the applied phase corrections determined by the previous pulse. Considering the problem in the frequency domain, basic sampling theory dictates that only the system jitter with frequencies below half the sampling rate may be detected accurately, but the sampling rate here is determined by the repetition rate of the laser. Because many important noise terms, such as acoustic vibrations, occur at tens or hundreds of hertz, CEP-locked CPA systems are all but limited to repetition rates of 1 kHz or higher.

Unfortunately, typical kilohertz CPA systems are themselves limited to pulse energies on the order of millijoules, which restricts the laser's usefulness for studying and controlling strong-field phenomena. If such a laser system is used to generate isolated attosecond pulses, for example, this energy

ceiling confines the achievable attosecond pulse energy to tens of nanojoules<sup>8</sup>—not enough for performing attosecond pump-attosecond probe experiments or examining nonlinear XUV dynamics. In order to achieve higher laser intensities and to generate microjoule-level attosecond pulse energies, laser systems must be used that can output joule-level laser pulses. Unfortunately, such CPA systems only operate at repetition rates that are too low to be CEP stabilized using existing techniques, making them less ideal for phase-sensitive applications.

In this letter, we present a “fast CEP probe” technique for actively controlling the CEP of a low-repetition rate, high-power CPA laser system.

Figure 1 illustrates the basic concept of this method: the output pulses from a CEP-stabilized oscillator are stretched in time and then amplified at a high repetition rate common to CEP-stabilized systems (e.g.,  $\geq 1$  kHz). While a portion of the beam is further amplified at a low repetition rate atypical to CEP-locked lasers (e.g.,  $\leq 100$  Hz), a small sampling (the “fast CEP probe”) remains unamplified and maintains the same high repetition rate. This is a crucial requirement for providing feedback often enough to lock the CEP. Since the weak, high-repetition pulses and the strong, low-repetition

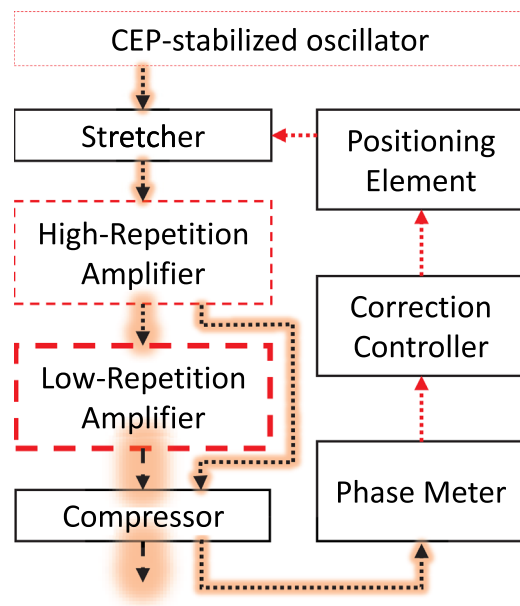


FIG. 1. The fast CEP probe technique uses a high-repetition sampling beam to measure and control the carrier-envelope phase of low-repetition rate lasers.

<sup>a)</sup>Zenghu.Chang@ucf.edu

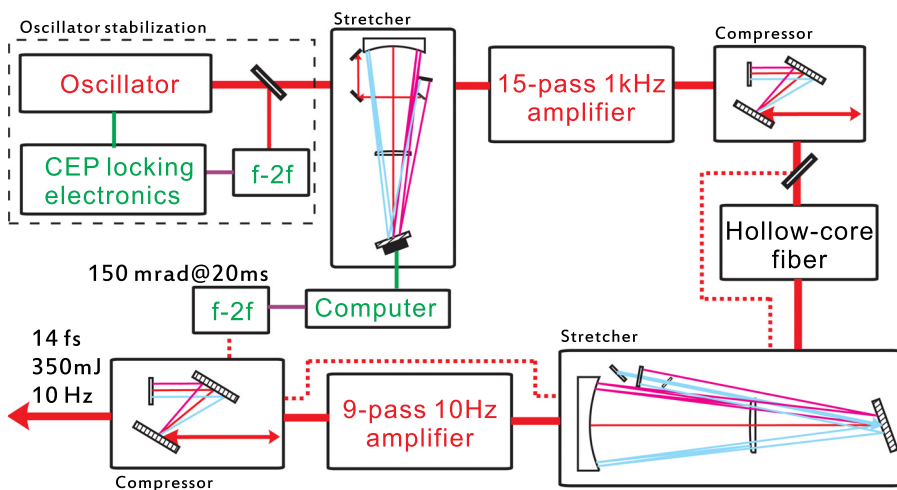


FIG. 2. The fast CEP probe technique is applied to a 350 mJ, 14 fs (25 TW) Ti:sapphire laser system.

pulses go on to share the same pulse compressor, both beams receive the imprint of the foremost CEP errors arising due to mechanical vibrations and thermal drift in the stretcher and compressor.<sup>9,10</sup> Because both beams share the same primary CEP error components, the measurement and stabilization of the CEP of the high-repetition probe beam effectively controls the CEP of the low-repetition amplified beam as well.

This technique was first applied to a high-power, Ti:Sapphire-based double CPA system designed for generating high-flux attosecond pulses.<sup>11</sup> As represented in Fig. 2, the millijoule-level output of the front-end, 1 kHz-repetition rate CPA is spectrally broadened in a hollow-core fiber to provide a broadband seed for the back-end, 10 Hz-repetition rate CPA. To acquire the fast CEP probe beam, a sampling of the 1 kHz beam is taken after the front-end compressor and before the hollow-core fiber. This 1 kHz sampling is directed through both the back-end stretcher *and* compressor in order to carry the same primary phase errors as the 10 Hz beam. This is physically accomplished by shifting the sampling beam relative to the main beam by 1 cm laterally in the stretcher and by 2 cm vertically through the compressor.

Once compressed, the fast CEP probe beam is sent to a home-built f-to-2f spectral interferometer, based on white light generation in a sapphire plate through filamentation, which is used to measure the CEP.<sup>12</sup> It is important to note that generating an octave-spanning white light spectrum strong and stable enough for f-2f interferometry requires input pulses with little shot-to-shot variability and with peak powers greater than the critical power of the sapphire plate. These conditions are fulfilled only after making two special considerations in the back-end CPA:

- (1) Because of the changing thermal lensing and residual population inversion inside the Ti:Sapphire crystals in the time between shots of the 10 Hz pump lasers, the 1 kHz CEP probe beam must circumvent the 10 Hz multi-pass amplifiers to avoid energy and profile instabilities that would lead to unreliable white-light generation.
- (2) Because the compressor is tuned to account for the dispersion of the stretcher *and the amplifiers* (experienced by the 10 Hz beam only), the 1 kHz probe beam must pass through several centimeters of bulk glass directly after the stretcher so that it will also be dispersion-compensated upon entering the f-to-2f interferometer.

With sufficient white-light generation, the phase retrieved from the 1 kHz interferometer is used to stabilize the CEP of the whole system to 150 mrad RMS (in-loop, 20 ms integration) via feedback control of the grating position<sup>10</sup> in the front-end CPA stretcher.

The efficacy of this locking method for the 10 Hz amplified pulses is gauged by observing the influence of the CEP on the structures of an XUV quasi-continuum generated using generalized double optical gating (GDOG).<sup>13</sup> For this

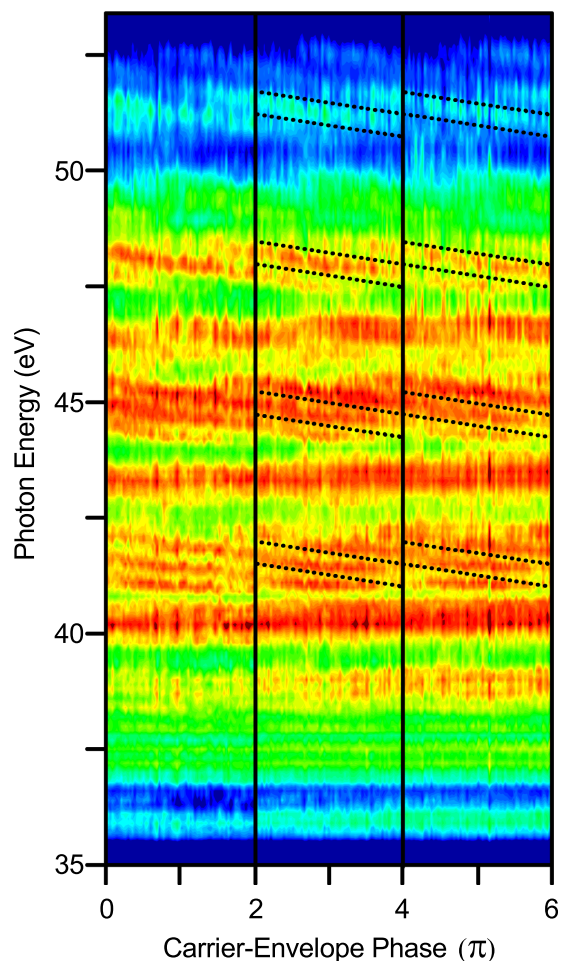


FIG. 3. Features of an XUV quasi-continuum change while scanning the CEP of the 10 Hz, 25 TW driving laser (25 shots/spectrum over 15 min). Dotted lines were added to guide the eyes for easy observation of the  $2\pi$  periodicity of the fine structures.

“out-loop” experiment, the double CPA system provides 350 mJ, 14 fs pulses at a 10 Hz repetition rate, with a shot-to-shot energy fluctuation of  $\pm 4.4\%$  for 99% of pulses over a 6-h period. The system reaches thermal equilibrium after 20 min of operation. These pulses propagate through a set of birefringent GDOG optics in order to create an electric field appropriate for isolated attosecond pulse production. After loosely focusing with a concave mirror ( $f = 6.5$  m) to a 100 mm-long gas cell containing 4 Torr of argon, the XUV quasi-continuum is generated. This pulse is then separated from the residual near-infrared pulse using two Brewster-angled silicon plates (with a cut-off near 50 eV) and a thin aluminum filter. The isolated XUV spectrum is measured with a flat-field soft x-ray spectrometer and a charge-coupled device (CCD) detector. As the CEP of the driving laser pulse is scanned linearly from 0 to  $6\pi$ ,<sup>14</sup> the harmonic spectra vary with a  $2\pi$  periodicity (as shown in Fig. 3), which is consistent with the full-cycle periodicity of the two-color driving field.<sup>15</sup>

When the amplified 10 Hz beam is sent to an f-to-2f interferometer, the comparatively large shot-to-shot energy and spectrum instabilities of the pulses lead to significant fluctuations in the interferometer’s phase retrieval due to changes in the white-light generation process<sup>16</sup> even when the CEP probe beam is locked. Although this has a debilitating effect on the reliability of the interferometer, this directly measured stability of 1.3 rad RMS nevertheless constitutes an upper bound on the level of CEP control.

In conclusion, we have demonstrated a method for controlling the CEP of a low-repetition high-power laser. As a result, our 10 Hz, 25 TW CPA system currently represents one of the strongest and lowest repetition rate CEP-stabilized lasers in the world. We also observed CEP effects in an XUV quasi-continuum generated using the long gas cell geometry. Our preliminary results pave the way for high-field and attosecond science using phase-controlled TW- and PW-level laser sources.

This work was funded by the U.S. Army Research Office, the National Science Foundation, and the DARPA PULSE Program by a grant from AMRDEC.

- <sup>1</sup>Z. Chang and P. Corkum, “Attosecond photon sources: The first decade and beyond,” *JOSA B* **27**, B9 (2010).
- <sup>2</sup>D. J. Jones, S. A. Diddams, J. K. Ranka, K. Jinendra, A. Stentz, R. S. Windeler, J. L. Hall, and S. T. Cundiff, “Carrier-envelope phase control of femtosecond mode-locked lasers and direct optical frequency synthesis,” *Science* **288**, 635 (2000).
- <sup>3</sup>E. Moon, H. Wang, S. Gilbertson, H. Mashiko, and Z. Chang, “Advances in carrier-envelope phase stabilization of grating-based chirped-pulse lasers,” *Laser Photonics Rev.* **4**, 160 (2010).
- <sup>4</sup>A. Baltuška, Th. Udem, M. Uiberacker, M. Hentschel, E. Goulielmakis, Ch. Gohle, R. Holzwarth, V. S. Yakovlev, A. Scrinzi, T. W. Hänsch, and F. Krausz, “Attosecond control of electronic processes by intense light fields,” *Nature* **421**, 611 (2003).
- <sup>5</sup>O. Gobert, P. M. Paul, J. F. Hergott, O. Tcherbakoff, F. Lepetit, P. D’Oliveira, F. Viala, and M. Comte, “Carrier-envelope phase control using linear electro-optic effect,” *Opt. Express* **19**, 5410 (2011).
- <sup>6</sup>S. Koke, C. Grebing, H. Frei, A. Anderson, A. Assion, and G. Steinmeyer, “Direct frequency comb synthesis with arbitrary offset and shot-noise-limited phase noise,” *Nat. Photonics* **4**, 462 (2010).
- <sup>7</sup>L. Canova, X. Chen, A. Trisorio, A. Jullien, A. Assion, G. Tempea, N. Forget, T. Oksenhendler, and R. Lopez-Martens, “Carrier-envelope phase stabilization and control using a transmission grating compressor and an AOPDF,” *Opt. Lett.* **34**, 1333 (2009).
- <sup>8</sup>F. Ferrari, F. Calegari, M. Lucchini, C. Vozzi, S. Stagira, G. Sansone, and M. Nisoli, “High-energy isolated attosecond pulses generated by above-saturation few-cycle fields,” *Nat. Photonics* **4**, 875 (2010).
- <sup>9</sup>Z. Chang, “Carrier-envelope phase shift caused by grating-based stretchers and compressors,” *Appl. Opt.* **45**, 8350 (2006).
- <sup>10</sup>C. Li, E. Moon, and Z. Chang, “Carrier-envelope phase shift caused by variation of grating separation,” *Opt. Lett.* **31**, 3113 (2006).
- <sup>11</sup>Y. Wu, E. Cunningham, H. Zang, J. Li, M. Chini, X. Wang, Y. Wang, K. Zhao, and Z. Chang, “Generation of high-flux attosecond extreme ultraviolet continuum with a 10 TW laser,” *Appl. Phys. Lett.* **102**, 201104 (2013).
- <sup>12</sup>M. Kakehata, H. Takada, Y. Kobayashi, K. Torizuka, Y. Fujihira, T. Homma, and H. Takahashi, “Single-shot measurement of carrier-envelope phase changes by spectral interferometry,” *Opt. Lett.* **26**, 1436 (2001).
- <sup>13</sup>X. Feng, S. Gilbertson, H. Mashiko, H. Wang, S. D. Khan, M. Chini, Y. Wu, K. Zhao, and Z. Chang, “Generation of isolated attosecond pulses with 20 to 28 femtosecond lasers,” *Phys. Rev. Lett.* **103**, 183901 (2009).
- <sup>14</sup>C. Li, E. Moon, H. Mashiko, C. Nakamura, P. Ranitovic, C. L. Cocke, Z. Chang, and G. G. Paulus, “Precision control of carrier-envelope phase in grating based chirped pulse amplifiers,” *Opt. Express* **14**, 11468 (2006).
- <sup>15</sup>H. Mashiko, S. Gilbertson, C. Li, S. D. Khan, M. M. Shukya, E. Moon, and Z. Chang, “Double optical gating of high-order harmonic generation with carrier-envelope phase stabilized lasers,” *Phys. Rev. Lett.* **100**, 103906 (2008).
- <sup>16</sup>C. Li, E. Moon, H. Mashiko, H. Wang, C. M. Nakamura, J. Tackett, and Z. Chang, “Mechanism of phase-energy coupling in f-to-2f interferometry,” *Appl. Opt.* **48**, 1303 (2009).